



Solid State Devices, Inc.

14830 Valley View Blvd * La Mirada, Ca 90638

Phone: (562) 404-7855 * Fax: (562) 404-1773

ssdi@ssdi-power.com * www.ssdi-power.com

SDA188A – SDA188G Series

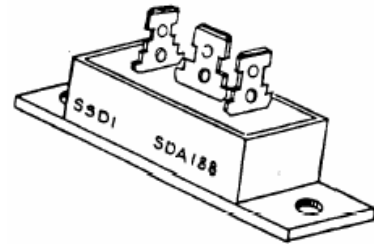
Designer's Data Sheet

FEATURES:

- Average Output Current 50 Amps
- PIV 50 to 1000 Volts
- Maximum Thermal Resistance 0.5 °C/Watt
- 500 Amp Surge Capability
- Hermetically Sealed
- Choice of Three Terminal Configurations
- For Ordering Information, Price, and Availability Contact Factory.

SSDI introduces a complete series of Doublers and Center Tap Rectifier Circuits. Designed in cast aluminum cases to provide maximum thermal conductivity and simple installation.

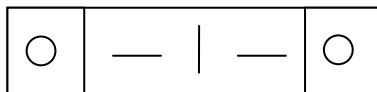
**50 AMPS
50 – 1000 VOLTS
RECTIFIER ASSEMBLY**



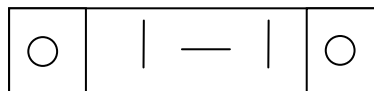
Maximum Ratings	Symbol	Value	Units
Peak Repetitive Reverse Voltage and DC Blocking Voltage	SDA188_A	V_{RRM}	50
	SDA188_B		100
	SDA188_C	V_{RWM}	200
	SDA188_D		400
	SDA188_E	V_R	600
	SDA188_F		800
	SDA188_G		1000
Average DC Output Current Tc = Case Temp =55°C	$I_{O(DC)}$	See table	Amps
Peak Surge Current (8.3 ms Pulse, Half Sine Wave, TA=25°C)	I_{FSM}	500	Amps
Operating and Storage Temperature	$T_{OP} \ \& \ T_{stg}$	-55 to +150	°C
Maximum Thermal Resistance Junction to Case	$R_{\theta JC}$	0.5	°C/W

Polarity and Terminal Orientation ⁴

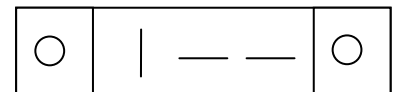
Polarity C
AC + AC



Polarity A
AC - AC



Polarity D
+ AC -



NOTE: All specifications are subject to change without notification. SCD's for these devices should be reviewed by SSDI prior to release.

DATA SHEET #: RA0035B



Solid State Devices, Inc.

14830 Valley View Blvd * La Mirada, Ca 90638
 Phone: (562) 404-7855 * Fax: (562) 404-1773
 ssdi@ssdi-power.com * www.ssdi-power.com

SDA188A – SDA188G Series

ELECTRICAL CHARACTERISTICS ^{1/, 2/}

Part # ^{4/}	Peak Inverse Voltage	Sine Wave RMS Input Voltage Max.	Average DC Output Current TC=Case Temp			Peak Surge Current (1 Cycle)	Peak Forward Current	Maximum Forward Voltage @ 25 A _(DC)	Maximum Reverse Current	
			55°C	100°C	125°C				25 °C	100°C
Symbol	PIV		I _O (DC)			I _{FSM}	I _F	V _F	I _R @ PIV	
Units	Volts ^{3/}	Volts	Amps			Amps	Amps	Volts	µA	
SDA188_A	50	35	50	33	16	500	200	1.05	1.0	100
SDA188_B	100	70	50	33	16	500	200	1.05	1.0	100
SDA188_C	200	140	50	33	16	500	200	1.05	1.0	100
SDA188_D	400	280	50	33	16	500	200	1.05	1.0	100
SDA188_E	600	420	50	33	16	500	200	1.05	1.0	100
SDA188_F	800	560	50	33	16	500	200	1.05	1.0	100
SDA188_G	1000	700	50	33	16	500	200	1.05	1.0	100

NOTES:

* Pulse Test: Pulse Width = 300µsec, Duty Cycle = 2%

*For information on curves, contact the Factory Representative for Engineering Assistance.

^{1/} Unless Otherwise Specified, All Electrical Characteristics Per Leg

^{2/} Unless Otherwise Specified, All Electrical Characteristics @25°C

^{3/} Higher Voltages Are Available. Contact Factory.

^{4/} Polarity Code precedes voltage code i.e. SDA188CG is a common cathode, 1000 V part

